



Safe Parking at Schools

Unlawful parking in school areas is a major safety hazard that poses a risk to children, pedestrians and other road users. It is the **driver's responsibility to park their car legally** and to help easy parking issues while keeping school students safe.

Safety concerns in and around schools

- Parking/Stopping on footpaths
- Parking/Stopping across driveways
- Parking/Stopping on median strips
- Disregarding parking signage
- Speeding motorists



How can parents help?

- Walk or cycle to school when dropping or collecting children
- Park nearby and walk a short distance to the school
- Plan your trip to arrive prior to peak pick up times
- Always be aware of children/pedestrians
- Follow sign posted parking restrictions
- Avoid leaving your vehicle for long periods

How can schools help?

- Educate students about procedures around the school precinct
- Encourage students to educate their parents or carers about what and where they should and shouldn't park near the school
- Educate parents/carers via school newsletters or notify of parking issues/concerns

Parking Do's and Don'ts

DO

- Be aware
- Observe parking restrictions
- Be courteous
- Use kiss and drop off facility (if available)
- Slow down and drive safely




DO NOT

- Block driveways
- Park on a verge without consent of the owner
- Park/Stop on footpaths
- Double Park
- Park/Stop contrary to signage
- Park/Stop on median strips
- Park/Stop in Bus Zones



Parking Signs

Parking signs are imposed to regulate and modify parking patterns. Their main function is to ensure safety for students/pedestrians and to ensure conflicts between vehicles and pedestrians are eliminated. Vehicles parked contrary to these signs will risk an infringement.

Signs	What do they mean?
	<p>No stopping areas must be kept clear. If the sign does not show specific days/times it must be kept clear at all times.</p> <p>If the sign shows specific days/times (like the example to the left) the restrictions are only applicable to the specified days/times. Ensure you are parked/stopped in an area with enough time to avoid these timed restrictions.</p>
	<p>No Parking area mean you cannot park your vehicle in the area the directional arrow is pointing, if it is pointing in both direction you cannot park either side of the sign.</p> <p>No Parking Road/Verge means you cannot park you vehicle on the thoroughfare or the verge in the area.</p> <p>Please remember you cannot park on a verge without the permission of the property abutting the verge.</p>
	<p>Timed parking restrictions, you can only park in these areas for the amount of time stated on the sign. The example shown is 5 minutes.</p> <p>Zone parking, these signs will indicate the vehicle type that can park in these zones. If your vehicle does not match the type stated on the sign you cannot park or stop in the area.</p>



Parking Problems

Below are examples of common illegal parking found around schools.

Exmample	Description
	<p>Parking on Footpath/Nature Strip/Driveway</p> <p>You must not stop or park across a driveway, footpath or nature strip for any reason. These do not need to be sign posted and are not allowed under any circumstances.</p>
	<p>Double Parking</p> <p>It is illegal to double park at anytime. You must not stop on the road alongside a car that is parked at anytime.</p>
	<p>Pedestrian Crossing</p> <p>You must not stop on or within 20 metres before a pedestrian crossing or 10 metres after a crossing.</p>

Contact the City

- **Opening hours:** 8.30am to 5.00pm, Monday to Friday
- **Phone:** 9364 0666 or 1300 635 845 (during business hours)
- **Email:** melinfo@melville.wa.gov.au
- **Website:** www.melvillecity.com.au
- **Address:** 10 Almondbury Road, Booragoon 6154
- **Postal Address:** City of Melville, Locked Bag 1, Booragoon WA 6954